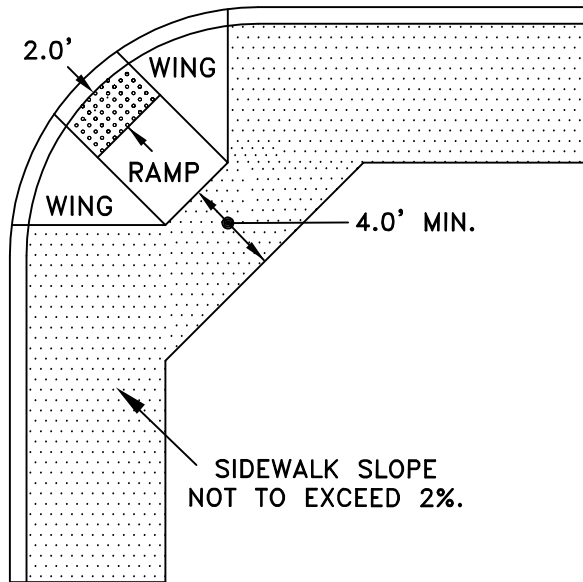
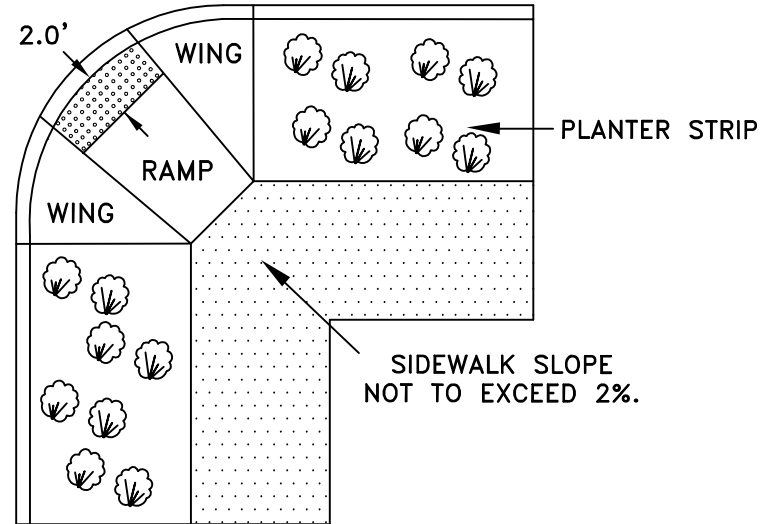


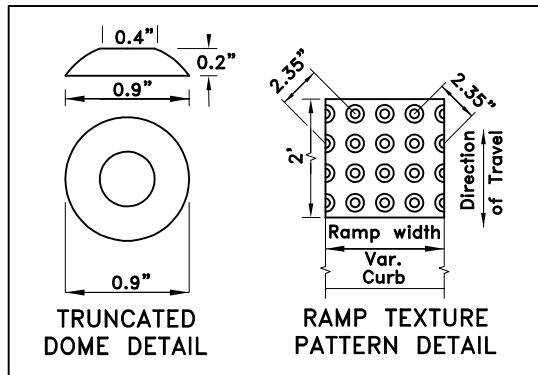
RAMP FOR SIDEWALK
WITHOUT PLANTER STRIP



RAMP FOR SIDEWALK
WITH PLANTER STRIP



****NOTE: RAMPS ARE NOT TO EXCEED 8.33%. WINGS MAY VARY WITH WIDTH AND LENGTH OF RAMP.****



****ALL TRUNCATED DOMES TO BE YELLOW****

NOTES:

- 1) SEE CONCRETE STANDARDS PAGE FOR ADDITIONAL REQUIREMENTS.
- 2) SIDEWALK RAMP SECTION SHALL BE 6" THICK.
- 3) RAMPS AND FLARES SHALL BE AS INDICATED BY DRAWING, OR AS APPROVED BY ENGINEER.
- 4) CURB JOINTS SHALL BE CONTRACTION JOINTS IF CURB AND RAMP ARE PLACED MONOLITHIC.
- 5) THE LEAST POSSIBLE SLOPE SHALL BE USED FOR ANY RAMP. THE MAXIMUM SLOPE OF A RAMP SHALL BE 8.3% (1" PER FOOT).
- 6) THE CROSS SLOPE OF WALKING SURFACES SHALL BE NO GREATER THAN 2% (¼" PER FOOT).
- 7) CONCRETE SHALL NOT BE PLACED UNTIL FORMS HAVE BEEN INSPECTED AND APPROVED BY CITY ENGINEER.
- 8) ODOT RAMPS IN DRAWINGS ERD755 AND ERD760 MAY BE USED WITH APPROVAL BY CITY ENGINEER.
- 9) PLACE TRUNCATED DOME DETECTABLE WARNING TEXTURE IN THE LOWER 2' OF THROAT OF RAMP, ACROSS THE ENTIRE WIDTH. ARRANGE DOMES USING IN-LINE PATTERN AS SHOWN IN TRUNCATED DOME DETAIL. ** ALL TRUNCATED DOMES TO BE SAFETY YELLOW. **
- 10) AN ENCROACHMENT PERMIT IS REQUIRED PRIOR TO STARTING ANY WORK.

NO.	DATE	INITIAL	REVISIONS	CITY OF GRANTS PASS ENGINEERING DIVISION
1	10/09	GLV	ADA APPROVED RAMP	
				SIDEWALK RAMP – CORNER
DESIGN: STAFF		DRAWN: GLV	APPROVED: RJS	SCALE: NONE
				DWG. NO. 101