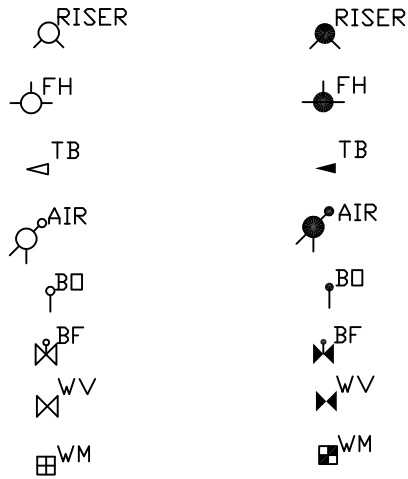


**EXISTING**

**PROPOSED**

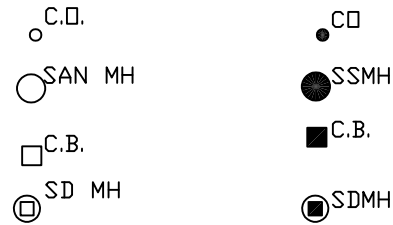
**WATER**



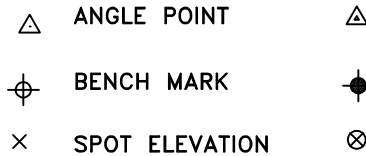
**EXISTING**

**PROPOSED**

**SEWER**



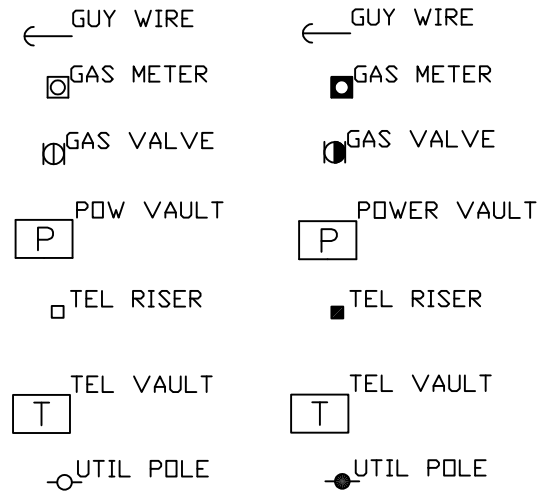
**SURVEY**



**EXISTING**

**PROPOSED**


**GAS/POWER/TEL**



**EXISTING**

**PROPOSED**

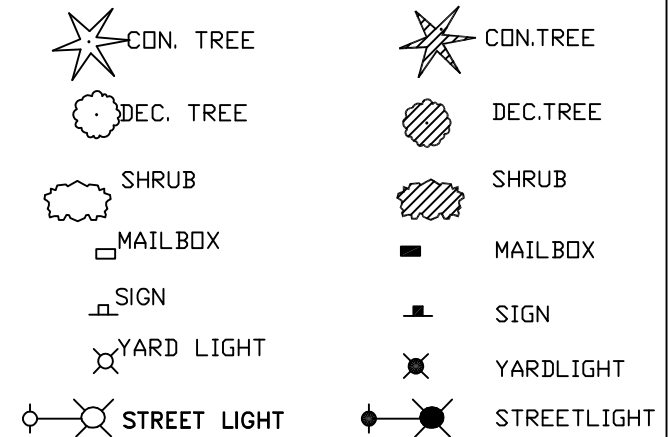
**LINETYPES**



**EXISTING**

**PROPOSED**

**SURFACE FEATURES**



**NOTE:**  
FOR ADDITIONAL SYMBOLS OR CLARIFICATION OF SYMBOLS SHOWN THIS SHEET, CONSULT 2002 ODOT/APWA SPECIFICATIONS.

NO.	DATE	INITIAL	REVISIONS	CITY OF GRANTS PASS ENGINEERING DIVISION					
1	9-97	FMS	UPDATE						
2	2/05	FMS	STD DWG UPDATE	STANDARD SYMBOLS					
DESIGN:	STAFF	DRAWN:	FMS	APPROVED:	DW	SCALE:	NONE	DWG. NO.	201